



2012 Barley Varieties

Highlights

Tradition is the top barley variety in North Dakota in 2012 for the seventh straight year. Tradition accounts for 47.0 percent of the 1,140,000 acres compared with 53.3 percent in 2011 and 42.0 percent in 2010. Lacey is the second most popular variety with 20.2 percent of the total acres planted. Robust is the third most popular with 5.8 percent of the total acres planted. Celebration ranks fourth in 2012 with 4.9 percent of the total acres planted. Conlon is the fifth most popular variety in 2012 with 4.6 percent of the total acres planted. These five barley varieties account for 82.5 percent of this year's barley acres in North Dakota.

Haybet, representing 2.1 percent of the total acres planted, is the top feed barley for the tenth consecutive year and ranks seventh overall. Innovation and Hays rank tenth and eleventh, respectively with 0.9 and 0.4 percent of the total acres planted.

After having the third most barley acreage planted in 2011, North Dakota again ranks first in 2012, accounting for 31 percent of the nation's 3.68 million acres planted. Acreage planted in North Dakota for 2012 is 1.14 million acres, up significantly from last year's record low.

Survey Description

The data in this report are based on a survey of barley producers conducted during June by the North Dakota Field Office of USDA's National Agricultural Statistics Service. **Thank you to each person who supplied data and made this report possible!** Results include acreage and percentages at the State and Agricultural District levels.

All variety acreage numbers in this publication are based on survey averages. Highly reliable state averages are produced from 701 positive reports from 3,798 respondents. The American Malting Barley Association (AMBA) provided funding for the survey. The North Dakota State University Extension Service provided variety descriptions.

Recommended Malting Varieties

Tradition is the leading North Dakota variety for the seventh straight year. It accounts for 47.0 percent of the total acres planted, down from 53.3 percent in 2011. Tradition is a six-row barley of medium-short height, very strong straw strength, and medium relative maturity.

Lacey ranks second and accounts for 20.2 percent of the barley acres in North Dakota. This six-row barley is characterized by its medium-short height, strong straw strength, and medium relative maturity.

Robust is the third most planted barley variety in North Dakota. It represents 5.8 percent of the total barley acres planted. Robust is a six-row barley characterized by its medium height, medium-strong straw strength, and medium relative maturity.

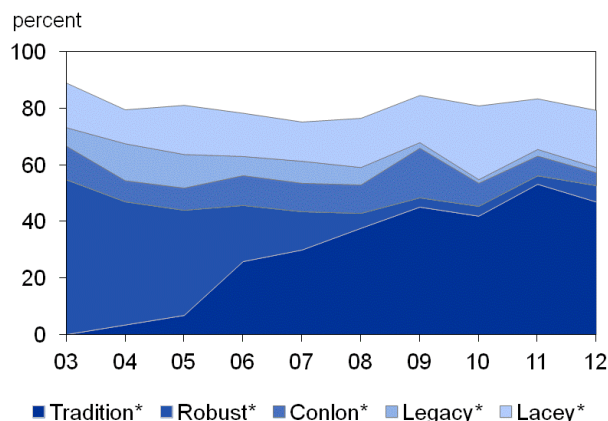
Feed and Other Varieties

Haybet is the most popular feed variety for the tenth consecutive year and ranks seventh overall with 2.1 percent of the total barley acres planted. Haybet is a two-row hooded variety grown extensively for hay and forage.

Innovation is the second most popular feed variety in 2012 and ranks tenth among North Dakota barley varieties. This feed variety is planted on 9,800 acres. It is a six-row barley of medium-short height, strong straw strength, and medium relative maturity.

Hays is third among other varieties and is planted to 4,700 acres in 2012. This two-row barley was developed by Montana State University and was released in 2003 as a hay barley.

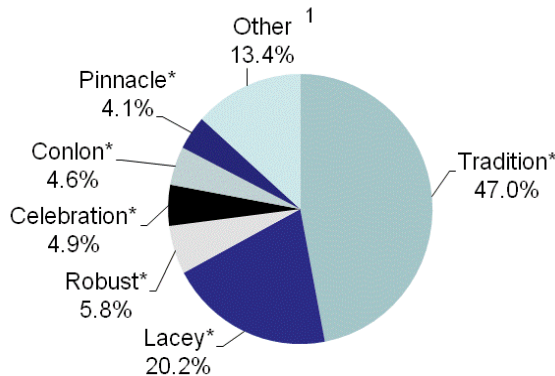
**Barley
Select Varieties Planted
North Dakota: 2003-2012**



* Recommended for malting by the American Malting Barley Association for 2012.

BARLEY VARIETIES (Continued)

**Barley Varieties
Percent of Acreage Planted
North Dakota: 2012**



¹ Other includes varieties not listed and unknown varieties.
* Recommended for malting by the American Malting Barley Association for 2012.

**Barley Varieties, Percent of Acreage Planted
North Dakota: 2008-2012**

Variety	2008	2009	2010	2011	2012	
					Pct	Acres planted
	(percent)	(percent)	(percent)	(percent)		(1,000)
Tradition*.....	37.7	45.2	42.0	53.3	47.0	535.4
Lacey*.....	17.4	16.7	26.1	17.9	20.2	230.3
Robust*.....	5.3	3.3	3.5	3.0	5.8	66.0
Celebration*.....	-	-	2.9	-	4.9	56.2
Conlon*.....	10.1	17.6	8.2	7.0	4.6	52.5
Pinnacle*.....	-	0.7	1.8	5.2	4.1	46.4
Haybet.....	1.4	3.1	4.8	3.0	2.1	24.4
Legacy*.....	6.2	2.0	1.3	2.4	1.9	21.8
Stellar-ND*.....	10.4	4.1	2.2	0.7	1.6	18.5
Innovation.....	-	-	-	-	0.9	9.8
Hays.....	0.5	0.5	1.1	0.2	0.4	4.7
Quest*.....	-	-	-	-	0.2	2.4
Bowman.....	-	-	-	0.1	0.2	2.1
Logan.....	0.5	0.3	0.5	-	0.2	2.0
Unknown varieties.....	4.3	2.2	2.3	3.2	3.3	37.8
Other varieties.....	6.2	4.3	3.3	4.0	2.6	29.7
All varieties.....	100.0	100.0	100.0	100.0	100.0	1,140.0

- Represents zero. * Recommended for malting by the American Malting Barley Association for 2012.

**Barley Varieties, Percent and Acreage Planted
North Dakota: 2012**

(Percentages may not add to 100 due to rounding.)

Variety	Northwest	North Central	Northeast	West Central	Central	East Central	Southwest	South Central	Southeast	State
	(percent)	(percent)	(percent)	(percent)	(percent)	(percent)	(percent)	(percent)	(percent)	(percent)
Tradition*.....	50.1	45.2	32.6	66.2	73.9	45.0	9.3	53.1	38.3	47.0
Lacey*.....	23.0	15.6	50.8	0.8	12.4	10.5	-	-	12.0	20.2
Robust*.....	0.3	21.6	-	1.5	5.7	-	-	4.0	0.3	5.8
Celebration*.....	8.5	3.7	3.7	9.0	5.4	-	2.3	1.6	-	4.9
Conlon*.....	0.6	2.9	0.8	1.8	-	18.3	31.6	18.0	3.4	4.6
Pinnacle*.....	6.7	6.6	0.9	-	-	-	16.5	-	-	4.1
Haybet.....	1.2	0.3	-	7.0	-	-	17.7	0.4	0.3	2.1
Legacy*.....	2.8	2.0	3.4	-	-	6.3	-	-	0.9	1.9
Stellar-ND*.....	1.0	0.9	2.2	-	0.6	4.3	-	4.2	14.0	1.6
Innovation.....	0.1	0.1	0.4	-	-	0.8	-	-	23.1	0.9
Hays.....	-	0.2	-	0.9	0.6	-	3.3	-	-	0.4
Quest*.....	-	-	1.1	-	-	-	-	-	-	0.2
Bowman.....	-	-	-	0.6	-	-	2.0	-	-	0.2
Logan.....	-	-	-	-	-	-	2.7	-	-	0.2
Unknown varieties.....	2.6	0.3	1.6	10.5	0.5	10.8	6.3	9.6	7.7	3.3
Other varieties.....	3.2	0.6	2.5	1.8	0.9	4.3	8.3	9.1	-	2.6
	(1,000 acres)	(1,000 acres)	(1,000 acres)	(1,000 acres)	(1,000 acres)	(1,000 acres)	(1,000 acres)	(1,000 acres)	(1,000 acres)	(1,000 acres)
Tradition*.....	115.3	113.0	71.8	69.5	103.5	18.0	7.0	23.9	13.4	535.4
Lacey*.....	52.9	39.1	111.8	0.8	17.3	4.2	-	-	4.2	230.3
Robust*.....	0.6	53.9	-	1.6	8.0	-	-	1.8	0.1	66.0
Celebration*.....	19.5	9.2	8.1	9.4	7.6	-	1.7	0.7	-	56.2
Conlon*.....	1.3	7.3	1.7	1.9	-	7.3	23.7	8.1	1.2	52.5
Pinnacle*.....	15.5	16.6	1.9	-	-	-	12.4	-	-	46.4
Haybet.....	2.7	0.7	-	7.4	-	-	13.3	0.2	0.1	24.4
Legacy*.....	6.5	5.0	7.5	-	-	2.5	-	-	0.3	21.8
Stellar-ND*.....	2.2	2.2	4.8	-	0.8	1.7	-	1.9	4.9	18.5
Innovation.....	0.2	0.3	0.9	-	-	0.3	-	-	8.1	9.8
Hays.....	-	0.5	-	0.9	0.8	-	2.5	-	-	4.7
Quest*.....	-	-	2.4	-	-	-	-	-	-	2.4
Bowman.....	-	-	-	0.6	-	-	1.5	-	-	2.1
Logan.....	-	-	-	-	-	-	2.0	-	-	2.0
Unknown varieties.....	5.9	0.7	3.5	11.0	0.7	4.3	4.7	4.3	2.7	37.8
Other varieties.....	7.4	1.5	5.6	1.9	1.3	1.7	6.2	4.1	-	29.7
All varieties.....	230.0	250.0	220.0	105.0	140.0	40.0	75.0	45.0	35.0	1,140.0

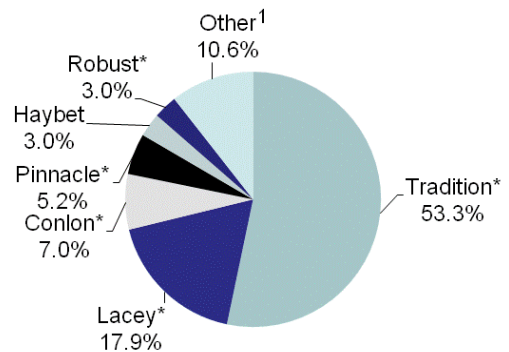
- Represents zero. * Recommended for malting by the American Malting Barley Association for 2012.

2011 BARLEY VARIETIES REVISED

**Barley Varieties, Percent of Acreage Planted
North Dakota: 2007-2011**

Variety	2007	2008	2009	2010	2011	
					Pct	Acres planted
	(percent)	(percent)	(percent)	(percent)		(1,000)
Tradition*	30.0	37.7	45.2	42.0	53.3	213.3
Lacey*	13.9	17.4	16.7	26.1	17.9	71.6
Conlon*	10.1	10.1	17.6	8.2	7.0	27.9
Pinnacle*	-	-	0.7	1.8	5.2	20.8
Haybet	2.6	1.4	3.1	4.8	3.0	12.1
Robust*	13.6	5.3	3.3	3.5	3.0	11.9
Legacy*	7.8	6.2	2.0	1.3	2.4	9.6
Rawson	-	0.2	0.2	0.1	0.9	3.6
Hockett*	-	-	-	-	0.7	2.8
Stellar-ND*	10.1	10.4	4.1	2.2	0.7	2.8
Azure	0.2	1.3	2.1	0.4	0.4	1.6
Morex	0.2	-	0.1	0.1	0.4	1.4
Haxby	-	-	-	-	0.3	1.2
Larker	-	0.1	-	0.2	0.3	1.1
Other ¹	11.5	9.9	4.9	9.3	4.5	18.3
All varieties	100.0	100.0	100.0	100.0	100.0	400.0

**Barley Varieties
Percent of Acreage Planted
North Dakota: 2011**



¹ Other includes varieties not listed and unknown varieties.
* Recommended for malting by the American Malting Barley Association for 2011.

- Represents zero. ¹ Other includes varieties not listed and unknown varieties.
* Recommended for malting by the American Malting Barley Association for 2011.

**Barley Varieties, Percent and Acreage Planted
North Dakota: 2011**

(Percentages may not add to 100 due to rounding.)

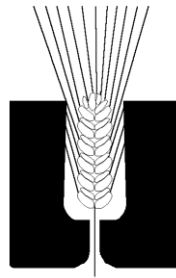
Variety	Northwest	North Central	Northeast	West Central	Central	East Central	Southwest	South Central	Southeast	State
	(percent)	(percent)	(percent)	(percent)	(percent)	(percent)	(percent)	(percent)	(percent)	(percent)
Tradition*	73.4	44.0	41.9	75.4	65.3	47.3	26.3	43.2	52.7	53.3
Lacey*	17.8	15.6	48.9	-	8.7	19.4	-	-	24.0	17.9
Conlon*	-	5.4	-	4.8	-	25.3	36.0	25.0	-	7.0
Pinnacle*	-	20.4	-	6.5	-	-	7.0	0.3	-	5.2
Haybet	1.7	-	-	8.1	-	4.8	21.9	4.2	-	3.0
Robust*	-	1.8	1.8	0.6	15.1	-	-	0.6	2.0	3.0
Legacy*	-	5.1	3.9	-	-	-	-	-	16.7	2.4
Rawson	-	-	-	-	3.4	-	-	5.1	-	0.9
Hockett*	-	3.6	-	-	-	-	-	-	-	0.7
Stellar-ND*	-	1.2	1.1	-	-	0.5	-	1.5	2.7	0.7
Azure	-	-	-	-	2.9	-	-	-	-	0.4
Morex	-	-	-	1.0	-	-	-	2.7	-	0.4
Haxby	-	-	-	-	-	-	3.9	-	2.0	0.3
Larker	2.3	-	-	-	-	-	-	-	-	0.3
Other ¹	4.8	2.9	2.4	3.6	4.6	2.7	4.8	17.6	-	4.5
	(1,000 acres)	(1,000 acres)	(1,000 acres)	(1,000 acres)	(1,000 acres)	(1,000 acres)	(1,000 acres)	(1,000 acres)	(1,000 acres)	(1,000 acres)
Tradition*	35.1	34.2	33.4	37.4	36.0	8.8	6.0	14.5	7.9	213.3
Lacey*	8.5	12.1	39.0	-	4.8	3.6	-	-	3.6	71.6
Conlon*	-	4.2	-	2.4	-	4.7	8.2	8.4	-	27.9
Pinnacle*	-	15.9	-	3.2	-	-	1.6	0.1	-	20.8
Haybet	0.8	-	-	4.0	-	0.9	5.0	1.4	-	12.1
Robust*	-	1.4	1.4	0.3	8.3	-	-	0.2	0.3	11.9
Legacy*	-	4.0	3.1	-	-	-	-	-	2.5	9.6
Rawson	-	-	-	-	1.9	-	-	1.7	-	3.6
Hockett*	-	2.8	-	-	-	-	-	-	-	2.8
Stellar-ND*	-	0.9	0.9	-	-	0.1	-	0.5	0.4	2.8
Azure	-	-	-	-	1.6	-	-	-	-	1.6
Morex	-	-	-	0.5	-	-	-	0.9	-	1.4
Haxby	-	-	-	-	-	-	0.9	-	0.3	1.2
Larker	1.1	-	-	-	-	-	-	-	-	1.1
Other ¹	2.3	2.3	1.9	1.8	2.5	0.5	1.1	5.9	-	18.3
All varieties	47.8	77.8	79.7	49.6	55.1	18.6	22.8	33.6	15.0	400.0

- Represents zero. ¹ Other includes varieties not listed and unknown varieties. * Recommended for malting by the American Malting Barley Association for 2011.



USDA, National Agricultural Statistics Service
North Dakota Field Office
PO Box 3166
Fargo, ND 58108-3166
701-239-5306

SPONSORED BY:



American Malting Barley Association, Inc.
740 N Plankinton Avenue, Suite 830
Milwaukee, WI 53203
414-272-4640

