



American Malting Barley Association, Inc.

GLEANINGS



July 17, 2012

2012 MIDWEST BARLEY VARIETIES

Minnesota & North Dakota

TOTAL PLANTED ACRES

| | North Dakota ¹ | | Minnesota ¹ | | Two States | | % Change '11 To '12 |
|--------------|---------------------------|------------------|------------------------|----------------|----------------|------------------|------------------------|
| | 2011 | 2012 | 2011 | 2012 | 2011 | 2012 | |
| Tradition | 213,300 | 535,400 | 3,200 | 10,600 | 216,500 | 546,000 | 152.2% |
| Lacey | 71,600 | 230,300 | 40,900 | 63,500 | 112,500 | 293,800 | 161.2% |
| Robust | 11,900 | 66,000 | 14,400 | 20,700 | 26,300 | 86,700 | 229.7% |
| Celebration | | 56,200 | | | | 56,200 | |
| Conlon | 27,900 | 52,500 | | 2,700 | 27,900 | 55,200 | 97.8% |
| Pinnacle | 20,800 | 46,400 | | | 20,800 | 46,400 | 123.1% |
| Haybet | 12,100 | 24,400 | | | 12,100 | 24,400 | 101.7% |
| Legacy | 9,600 | 21,800 | 1,000 | 3,700 | 10,600 | 25,500 | 140.6% |
| Stellar-ND | 2,800 | 18,500 | | | 2,800 | 18,500 | 560.7% |
| Innovation | | 9,800 | | | | 9,800 | |
| Hays | 800 | 4,700 | | | 800 | 4,700 | 487.5% |
| Royal | | | 3,500 | 3,200 | 3,500 | 3,200 | -8.6% |
| Rasmusson | | | 2,800 | 2,000 | 2,800 | 2,000 | -28.6% |
| Quest | | 2,400 | | 3,500 | | 5,900 | |
| Bowman | 400 | 2,100 | | | 400 | 2,100 | 425.0% |
| Logan | | 2,000 | | | | 2,000 | |
| Drummond | | | | 1,200 | | 1,200 | |
| Other | 28,800 | 67,500 | 4,200 | 3,900 | 33,000 | 71,400 | 116.4% |
| Total | 400,000 | 1,140,000 | 70,000 | 115,000 | 470,000 | 1,255,000 | 167.0% |

PERCENT OF PLANTED ACREAGE BY VARIETY

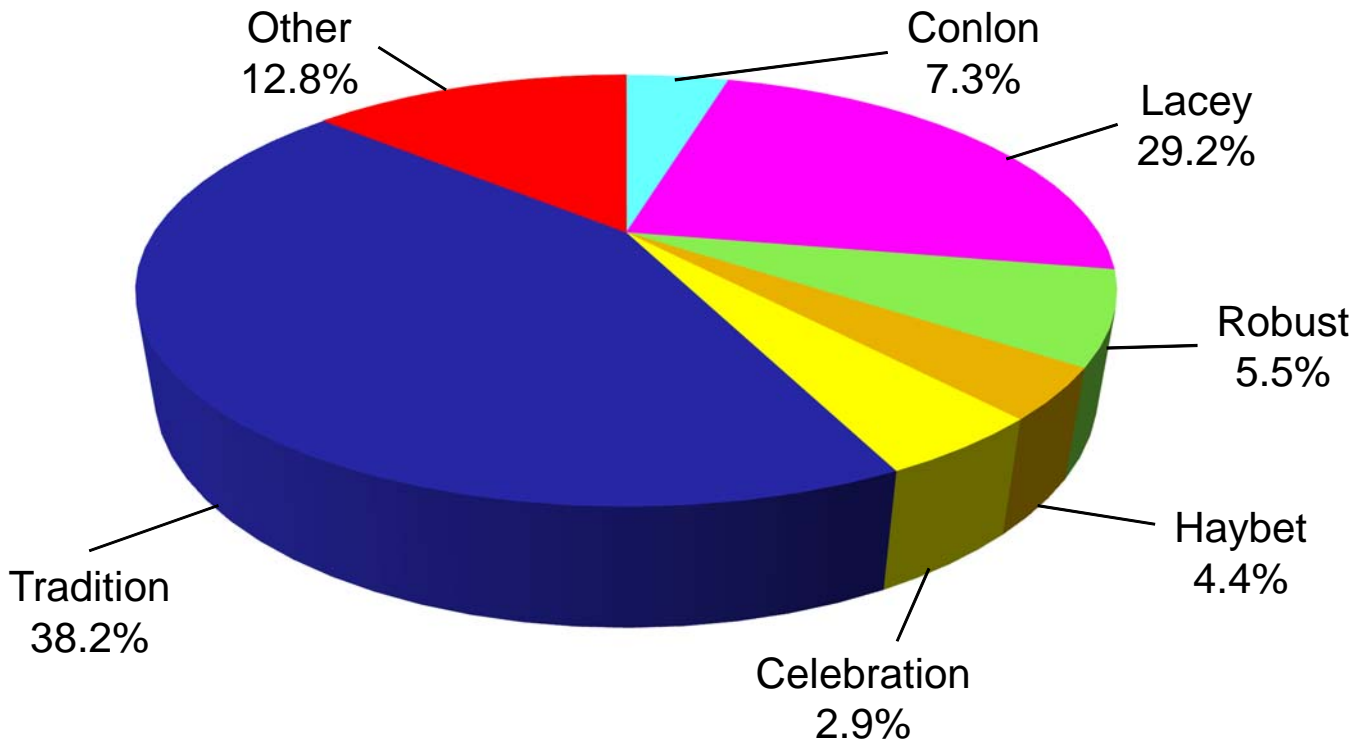
| | North Dakota ¹ | | Minnesota ¹ | | Two States | |
|-------------|---------------------------|-------|------------------------|-------|------------|-------|
| | 2011 | 2012 | 2011 | 2012 | 2011 | 2012 |
| Tradition | 53.3% | 47.0% | 4.7% | 9.2% | 46.1% | 43.5% |
| Lacey | 17.9% | 20.2% | 58.9% | 55.2% | 24.0% | 23.4% |
| Robust | 3.0% | 5.8% | 20.3% | 18.0% | 5.6% | 6.9% |
| Celebration | | 4.9% | | | | 4.5% |
| Conlon | 7.0% | 4.6% | | 2.3% | 5.9% | 4.4% |
| Pinnacle | 5.2% | 4.1% | | | 4.4% | 3.7% |
| Haybet | 3.0% | 2.1% | | | 2.6% | 1.9% |
| Legacy | 2.4% | 1.9% | 1.7% | 3.2% | 2.3% | 2.0% |
| Stellar-ND | 0.7% | 1.6% | | | 0.6% | 1.5% |
| Innovation | | 0.9% | | | | 0.8% |
| Hays | 0.2% | 0.4% | | | 0.2% | 0.4% |
| Royal | | | 5.0% | 2.8% | 0.7% | 0.3% |
| Rasmusson | | | 3.4% | 1.7% | 0.5% | 0.2% |
| Quest | | 0.2% | | 3.0% | | 0.5% |
| Bowman | 0.1% | 0.2% | | | 0.1% | 0.2% |
| Logan | | 0.2% | | | | 0.2% |
| Drummond | | | | 1.0% | | 0.1% |
| Other | 7.2% | 5.9% | 6.0% | 3.4% | 7.0% | 5.7% |

SOURCE: USDA/NASS and State Statistical Services

¹ Funds provided by the American Malting Barley Association.

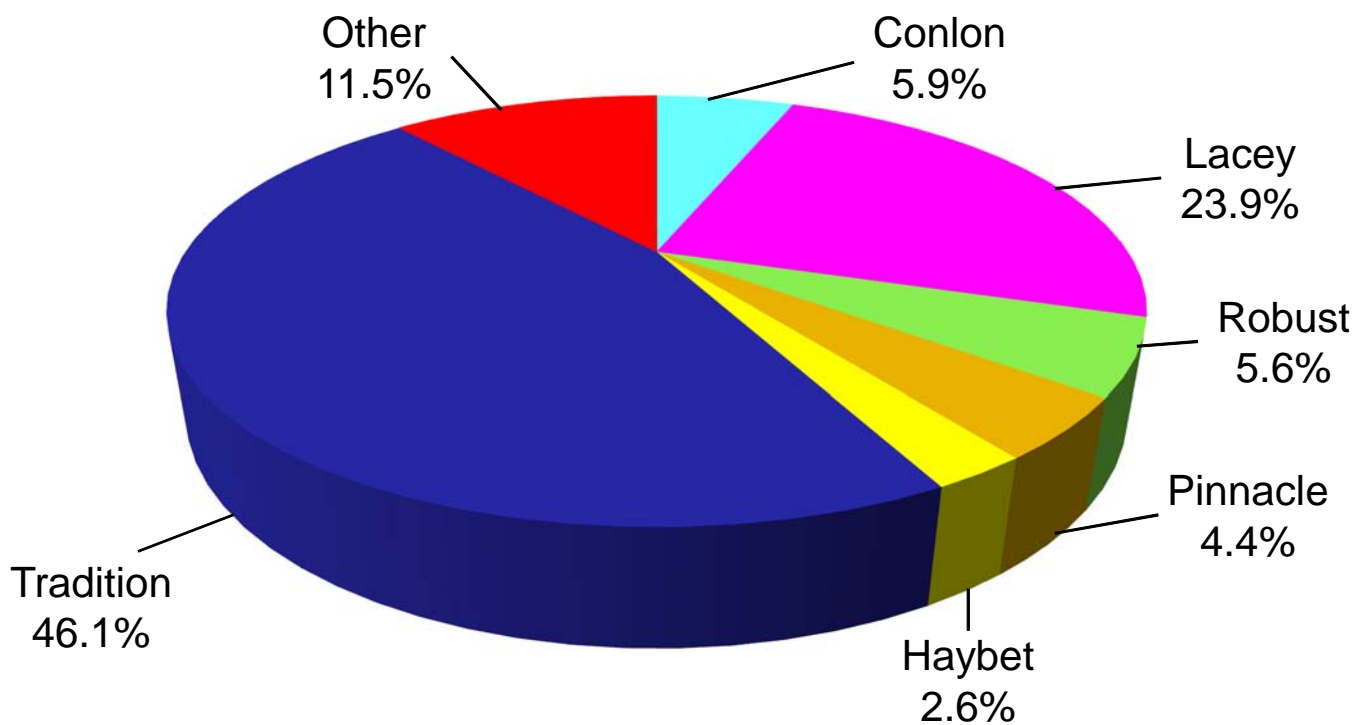
2012 MIDWEST BARLEY VARIETIES

(Minnesota & North Dakota)



2011 MIDWEST BARLEY VARIETIES

(Minnesota & North Dakota)



2012 WESTERN BARLEY VARIETIES*Colorado, Montana, Idaho, & Wyoming***TOTAL PLANTED ACRES**

| | Colorado ¹ | | Idaho ² | | Montana ³ | | Wyoming ¹ | | Four States | | % Change '11 To '12 |
|--------------|-----------------------|---------------|--------------------|----------------|----------------------|----------------|----------------------|---------------|------------------|------------------|------------------------|
| | 2011 | 2012 | 2011 | 2012 | 2011 | 2012 | 2011 | 2012 | 2011 | 2012 | |
| AC Metcalfe | | | 87,500 | 83,200 | 235,100 | 240,400 | 3,800 | 2,900 | 326,400 | 326,500 | 0.0% |
| Conrad | | | 112,900 | 149,100 | 43,000 | 39,000 | 10,600 | 9,200 | 166,500 | 197,300 | 18.5% |
| Moravian 69 | 51,000 | 49,200 | 55,700 | 71,800 | 32,000 | 9,900 | 22,800 | 26,700 | 161,500 | 157,600 | -2.4% |
| Hockett | | | 1,200 | | 58,900 | 125,800 | | | 60,100 | 125,800 | 109.3% |
| Haybet | | | 1,500 | 2,400 | 57,100 | 83,500 | 13,200 | 13,100 | 71,800 | 99,000 | 37.9% |
| Merit 57 | | | 24,900 | 51,300 | 33,200 | 42,000 | 8,000 | 4,200 | 66,100 | 97,500 | 47.5% |
| Haxby | | | | 2,700 | 52,900 | 79,300 | | | 52,900 | 82,000 | 55.0% |
| Baronesse | | | 41,500 | 45,100 | 5,100 | 5,500 | 2,600 | 3,100 | 49,200 | 53,700 | 9.1% |
| Moravian 115 | | * | | | | 48,600 | | | | 48,600 | |
| Conlon | | | | | 28,800 | 43,000 | | | 28,800 | 43,000 | 49.3% |
| Merit | | | 20,200 | 30,300 | 16,400 | 8,600 | 1,600 | 3,800 | 38,200 | 42,700 | 11.8% |
| Harrington | | | 22,600 | 18,100 | 30,900 | 22,300 | 2,000 | 1,800 | 55,500 | 42,200 | -24.0% |
| Champion | | | 19,200 | 24,600 | 6,700 | 7,700 | | | 25,900 | 32,300 | 24.7% |
| CDC Copeland | | | 17,500 | 21,500 | | 6,100 | 900 | 2,400 | 18,400 | 30,000 | 63.0% |
| Tradition | | | 5,400 | | 13,900 | 24,600 | | | 19,300 | 24,600 | 27.5% |
| Legacy | | | 18,800 | 13,200 | | | | | 18,800 | 13,200 | -29.8% |
| Hays | | | 1,100 | | 11,300 | 12,800 | 1,600 | | 14,000 | 12,800 | -8.6% |
| Criton | | | 15,800 | 9,100 | | | | | 15,800 | 9,100 | -42.4% |
| Charles | | | 10,300 | 8,500 | | | | | 10,300 | 8,500 | -17.5% |
| Ab2323 | | | 3,100 | 8,000 | | | | | 3,100 | 8,000 | 158.1% |
| Horsford | | | | | 3,900 | 7,300 | | | 3,900 | 7,300 | 87.2% |
| Hector | | | | 2,100 | 5,000 | 4,600 | | | 5,000 | 6,700 | 34.0% |
| Stockford | | | | | 3,100 | 6,200 | | | 3,100 | 6,200 | 100.0% |
| Westford | | | | | 5,000 | 6,100 | | | 5,000 | 6,100 | 22.0% |
| Moravian 37 | | | | | 7,100 | 6,000 | 2,900 | | 10,000 | 6,000 | -40.0% |
| Other | 15,000 | 8,800 | 60,800 | 69,000 | 50,600 | 70,700 | 5,000 | 7,800 | 131,400 | 156,300 | 18.9% |
| Total | 66,000 | 58,000 | 520,000 | 610,000 | 700,000 | 900,000 | 75,000 | 75,000 | 1,361,000 | 1,643,000 | 20.7% |

* Data not published to avoid disclosure of individual operators or contractors, included in other combined varieties.

¹ Funds provided by the American Malting Barley Association.² Funds provided by the American Malting Barley Association and the Idaho Barley Commission.³ Funds provided by the Montana Wheat and Barley Committee.

2012 WESTERN BARLEY VARIETIES
Colorado, Montana, Idaho, & Wyoming
PERCENT OF PLANTED ACREAGE BY VARIETY

| | Colorado ¹ | | Idaho ² | | Montana ³ | | Wyoming ¹ | | Four States | |
|--------------|-----------------------|--------|--------------------|---------|----------------------|---------|----------------------|--------|-------------|-----------|
| | 2011 | 2012 | 2011 | 2012 | 2011 | 2012 | 2011 | 2012 | 2011 | 2012 |
| AC Metcalfe | | | 16.8% | 13.6% | 33.6% | 26.7% | 5.1% | 3.9% | 24.0% | 19.9% |
| Conrad | | | 21.7% | 24.4% | 6.1% | 4.3% | 14.1% | 12.3% | 12.2% | 12.0% |
| Moravian 69 | 77.3% | 84.8% | 10.7% | 11.8% | 4.6% | 1.1% | 30.4% | 35.6% | 11.9% | 9.6% |
| Hockett | | | 0.2% | | 8.4% | 14.0% | | | 4.4% | 7.7% |
| Haybet | | | 0.3% | 0.4% | 8.2% | 9.3% | 17.6% | 17.5% | 5.3% | 6.0% |
| Merit 57 | | | 4.8% | 8.4% | 4.7% | 4.7% | 10.7% | 5.6% | 4.9% | 5.9% |
| Haxby | | | | 0.4% | 7.6% | 8.8% | | | 3.9% | 5.0% |
| Baronesse | | | 8.0% | 7.4% | 0.7% | 0.6% | 3.5% | 4.1% | 3.6% | 3.3% |
| Moravian 115 | * | | | | | 5.4% | | | | 3.0% |
| Conlon | | | | | 4.1% | 4.8% | | | 2.1% | 2.6% |
| Merit | | | 3.9% | 5.0% | 2.3% | 1.0% | 2.1% | 5.1% | 2.8% | 2.6% |
| Harrington | | | 4.3% | 3.0% | 4.4% | 2.5% | 2.7% | 2.4% | 4.1% | 2.6% |
| Champion | | | 3.7% | 4.0% | 1.0% | 0.9% | | | 1.9% | 2.0% |
| CDC Copeland | | | 3.4% | 3.5% | | 0.7% | 1.2% | 3.2% | 1.4% | 1.8% |
| Tradition | | | 1.0% | | 2.0% | 2.7% | | | 1.4% | 1.5% |
| Legacy | | | 3.6% | 2.2% | | | | | 1.4% | 0.8% |
| Hays | | | 0.2% | | 1.6% | 1.4% | 2.1% | | 1.0% | 0.8% |
| Criton | | | 3.0% | 1.5% | | | | | 1.2% | 0.6% |
| Charles | | | 2.0% | 1.4% | | | | | 0.8% | 0.5% |
| Ab2323 | | | 0.6% | 1.3% | | | | | 0.2% | 0.5% |
| Horsford | | | | | 0.6% | 0.8% | | | 0.3% | 0.4% |
| Hector | | | | 0.3% | 0.7% | 0.5% | | | 0.4% | 0.4% |
| Stockford | | | | | 0.4% | 0.7% | | | 0.2% | 0.4% |
| Westford | | | | | 0.7% | 0.7% | | | 0.4% | 0.4% |
| Moravian 37 | | | | | 1.0% | 0.7% | 3.9% | | 0.7% | 0.4% |
| Other | 22.7% | 15.2% | 11.7% | 11.3% | 7.2% | 7.9% | 6.7% | 10.4% | 9.7% | 9.5% |
| Total | 66,000 | 58,000 | 520,000 | 610,000 | 700,000 | 900,000 | 75,000 | 75,000 | 1,361,000 | 1,643,000 |

* Data not published to avoid disclosure of individual operators or contractors, included in other combined varieties.

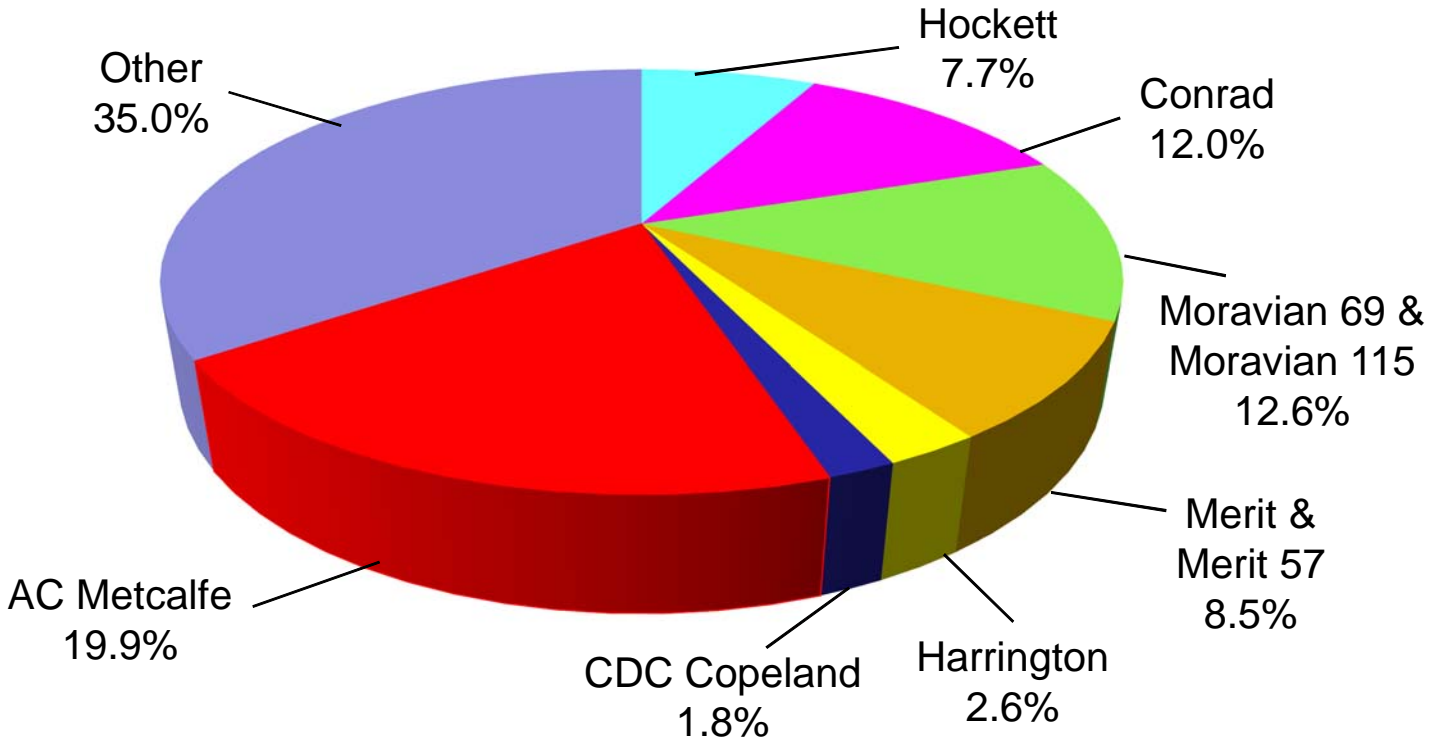
¹ Funds provided by the American Malting Barley Association.

² Funds provided by the American Malting Barley Association and the Idaho Barley Commission.

³ Funds provided by the Montana Wheat and Barley Committee.

2012 WESTERN BARLEY VARIETIES

(Colorado, Idaho, Montana & Wyoming)



2011 WESTERN BARLEY VARIETIES

(Colorado, Idaho, Montana & Wyoming)

